



Scenes-n-Nature® by WOODLAND®

A NEW APPROACH TO TAXIDERMY

A Complete System

Scenes-n-Nature manufactures taxidermy supplies to create realistic habitats and displays with ease. All products build on each other for the best results every time. Start with Nature's Terrain™, a revolutionary system designed to create custom habitat bases. Then use landscape materials from Nature's Floor™ to capture the look of any region and season. Add Nature's Fiber™ products to further enhance a display with plant life and details, such as moss. You can even replicate antler velvet. These innovative products allow you to construct a unique mount unlike any other on the market.



SCENESNNATURE.COM

...with everything at your fingertips

We have product overview videos, as well as how-to videos that teach step-by-step methods, tips and techniques to get the best results with our products. Check out our YouTube channel or visit our website to watch these videos!



Subscribe to our YouTube channel for how-to videos and more



Check out the work of fellow taxidermists and see the endless results you can achieve



Learn what products are coming, the shows we're attending and more when you follow us on Facebook

What our customers are saying:

"After trying these products, I am amazed by what Woodland is doing with their Scenes-n-Nature line. These materials are top-of-the-line. We are going to be able to do so much more with these products. I can't wait to see what else they have to offer and how this will impact taxidermy moving forward."

— **Bob "Hutch" Hutchinson**
Award-Winning Master Taxidermist
and World Show Habitat Judge

Contour Sheet™

Use Contour Sheet to create custom habitat features, such as large, lightweight rocks. This pliable material can be quickly shaped and reshaped to create any level of detail. Easily form a hollow shell around your understructure. Then, apply Contour Sheet Plaster to lock details in place. You can also make multiple rocks with one sheet. There is no limit to what you can achieve.

- Easily shape and reshape large terrain features
- Strong, pliable and holds detail
- Maintains shape until it bonds with plaster

ONLINE VIDEO

Patented



9 in Contour Sheet 4.5 sq ft
(0.418 m²) NT6154



9 in Contour Sheet 9 sq ft
(0.836 m²) NT6155



9 in Contour Sheet 13.5 sq ft
(1.25 m²) NT6156



18 in Contour Sheet 9 sq ft
(0.836 m²) NT6157



18 in Contour Sheet 18 sq ft
(1.67 m²) NT6158



18 in Contour Sheet 27 sq ft
(2.5 m²) NT6159

Contour Sheet Plaster

Contour Sheet Plaster is designed for use with Contour Sheet. It offers an extended working time for creating larger rocks or other terrain features. Plaster bonds with Contour Sheet to form a permanent, hard surface. Spray with the Rock Color System to create realistic color variation.

- Specially formulated for Contour Sheet
- Color with Rock Color System pigments
- Extended working time



Contour Sheet Plaster 1/2 Gallon
(1.89 L) NT6165



Contour Sheet Plaster 2 Gallons
(7.57 L) NT6168



Plaster Tools

These non-stick tools are durable for continual use. Since plaster cannot be poured down the drain, the Plaster Mixing Set allows you to easily mix and dispose of any plaster. The Plaster Brush Set has two brushes with specially designed staggered bristles for plaster application.

- Fast and simple cleanup
- Non-stick and durable for continual use
- Specially designed for use with plaster



Plaster Mixing Set
NT6172



Plaster Brush Set
NT6173



1 Form Contour Sheet around understructure.



2 Cover with Contour Sheet Plaster to create hard shell.



3 Use Rock Color System to color plaster.



4 Add plant details, such as moss, with Static Fiber.





Plaster Cloth

Plaster Cloth is ideal for modeling small to medium, lightweight rocks. It can also be used to fill gaps. This is helpful when working with rock panels or to prevent floating feet. Apply while wet and let dry to create a durable, hard shell. Plaster Cloth is designed to be used with the Rock Color System for natural color variation. Add habitat materials for realistic results.

- Make lightweight rocks quickly
- Fill gaps to blend features on base
- Use with Rock Color System pigments

ONLINE
VIDEO



Plaster Cloth
20 sq ft
(1.85 m²)
NT6148



Plaster Cloth
40 sq ft
(3.71 m²)
NT6149



Plaster Cloth
60 sq ft
(5.57 m²)
NT6150

i
Apply Plaster Cloth
over newspaper
wads

PLASTER CLOTH STEPS



1 Cut Plaster Cloth into desired strips. Dip and drag strip through water.



2 Lay wet Plaster Cloth over desired surface, bumpy side up.



3 Smooth plaster bumps with wet fingers to fill holes in cloth.



4 Overlap previous sheet by 50%. Repeat until project is covered.

Lite Rock Debris

Accent your base with Lite Rock Debris for further detail. These mixtures are half the weight of similar, same-size rocks. They also feature realistic colors to mimic the natural world. Each bag contains particles ranging from 1/32"-1/2" in size to achieve the best results. If desired, alter Natural Lite Rock Debris with the Rock Color System to create custom colors.

- Color with the Rock Color System
- Particle sizes range from 1/32"-1/2" (0.793 mm -12.7 mm)
- 0.75 gallons (2.83 L) per bag
- Comes in a resealable bag



Lite Rock Debris – Brown
NT6193



Lite Rock Debris – Buff
NT6194



Lite Rock Debris – Natural
NT6195



i
Habitat Adhesive
seals materials in
place

Rock Color System

Use the Rock Color System to capture the colors of any region in minutes. These eight specially formulated, liquid pigments are designed to blend together for custom colors. Try all eight colors with the Rock Color Kit first, to determine which colors are needed. You can also use Terrain Base Colors as an undercoat over the entire plaster surface. The liquid pigments are meant to be applied on plaster with the Spray Bottle Kit. Lock colors in place with Habitat Adhesive from the Nature's Fiber line.

- Easily colors plaster surface
- Non-toxic and water-soluble
- Colors blend together for realism

Pigments 8 fl oz (236 mL) per bottle

ONLINE VIDEO



White Pigment
NT6177



Concrete Pigment
NT6178



Stone Gray Pigment
NT6179



Slate Gray Pigment
NT6180



Black Pigment
NT6181



Raw Umber Pigment
NT6182




Burnt Umber Pigment
NT6183




Yellow Ocher Pigment
NT6184

Terrain Base Colors 16 fl oz (473 mL) per bottle



Terrain Base Color – Green
NT6185



Terrain Base Color – Earth
NT6186

Rock Color Kit



Rock Color System Kit
NT6176



Try all 8 colors before purchasing separately

Spray Bottle Set



The Spray Bottle Kit has 8 bottles designed for use with the Rock Color System and other water-soluble materials. Spray liquid pigments onto plaster base for realistic color. Bottles have labels for easy measuring and space to write formulas.

- Each bottle holds up to 8 fl oz (236 mL)
- Labels included for easy measuring
- Keep colors easily accessible

Spray Bottle Set
NT6190

Using the Rock Color System




1 Spray lightest color dilution on 1/3 of rock.



2 Cover another 1/3 with second color dilution.



3 Apply dominant color over the entire rock.



4 Add black wash everywhere to blend, then let dry and seal color with Habitat Adhesive.



Recreate small plants in different seasons with Low Growth

Soil Base

Use Soil Base to recreate the look of any region on a habitat. This lightweight, colorfast material contains various particles for an authentic look. The three colors are designed to work together without clashing to create custom Soil Bases. These materials also blend with other Scenes-n-Nature products for realistic results every time.

- 100 in³ (1.63 dm³) per bag
- Pre-blended for realistic application
- Create variation with Highlights and Accents



Soil Base – Red
NF6200



Soil Base – Sand
NF6201

Shaker Set

Simply apply and store landscape products with the Shaker Set. The four, clear bottles make it easy to see how much product is left. Blank labels are included for your convenience.

- 32 fl oz (946 mL) per shaker
- Preserves product for longer period
- Dual-purpose cap to pour and scatter

Shaker Set
NF6244



i Form tree roots with wire, newspaper and Plaster Cloth

Highlights

Since real dirt isn't just one color, you can add subtle color variation and interest with four Highlights. Use two shades of brown to create darker, rich contrasts for shadows. Make lighter tones or unique moss effects with Olive and Dark Green. This material can be used with other products for further realism.

- 100 in³ (1.63 dm³) per bag
- Adds depth and dimension to base
- Small amount needed for great effect

ONLINE VIDEO



Highlights – Dark Brown
NF6208



Highlights – Brown
NF6209



Highlights – Olive Green
NF6210



Highlights – Dark Green
NF6211



i Use Shakers for controlled application

Accents

Create plant details and textures for different environments with Accents. This material is available in four colors. Use on Highlights and Soil Base to make unique moss effects. Apply to Lichen, Low Growth and Static Fiber for more leafy texture.

- 100 in³ (1.63 dm³) per bag
- Colorfast and lightweight
- Blends well with other products



Accent – Brown
NF6217




Accent – Olive Green
NF6218



Accent – Light Green
NF6219



Accent – Dark Green
NF6220



i Habitat Sprayer quickly seals scattered materials




Lichen

Feature Lichen in any season or landscape with a selection of four mixes. Lichen is lightweight and colorfast. Use as is or apply other products to create variation in color and texture. Create leafy Lichen by adding Accents. Enhance the realism by adding contrast with Highlights.

- 95 in³ (1.5 dm³) per bag
- Vibrant color mixes for realism
- Blends well with other products

ONLINE
VIDEO



Lichen - Winter Mix
NF6226



Lichen - Spring Mix
NF6227



Lichen - Summer Mix
NF6228



Lichen - Fall Mix
NF6229

Low Growth

ONLINE
VIDEO

Add more realism to habitats with a selection of four Low Growth Mixes. These lightweight, colorfast mixes allow you to replicate any season and environment. Use as is to represent low growing plants.

- 144 in³ (2.35 dm³) per box
- Color mixes are pre-blended for realism
- Modify to create unique, low growing plants



Low Growth - Winter Mix
NF6235



Low Growth - Spring Mix
NF6236



Low Growth - Summer Mix
NF6237



Low Growth - Fall Mix
NF6238

Mushrooms

Both sets of mushrooms are durable and come with a variety of sizes to add interest to your habitat. Planting pins are included to make installation easy. Add other products, such as Soils and Highlights, for further realism.

- Colorfast Morel Mushrooms available in sets of five
- Six Shelf Mushrooms are hand-painted with molded-in texture
- Place mushrooms in custom arrangements



Mushrooms - Morel
NF6247

2 3/4 in H - 4 1/4 in H
(6.98 cm - 10.7 cm)



Mushrooms - Shelf
NF6253

2 1/4 in D - 3 1/2 in D
(5.71 cm - 8.89 cm)



Static King®

Static King makes it easy to replicate plant life, additional plant details or velvet on your display. It has an ergonomic design and can be placed upside down for easy filling. The clear hopper allows you to see how much fiber you have left. It comes with different sieve sizes for creating a varied effect using multiple lengths of fiber. A divider allows the use of multiple colors and sizes at the same time. Use with the Power Supply for an extra boost or it can be powered by 9V battery.

- Clear hopper
- 360-degree Power Indicator Light
- Power via Power Supply or Batteries (sold separately)
- Non-slip rubber grip
- Easily interchange twist-lock sieve
- Automatic discharge after use



Patented

Static King
NF6100



Everything you need is provided



Kit contents include three sieves, a hopper divider, thatch comb, screw, screwdriver, ground wire with alligator clip and an anchor



Ergonomic design makes application easy

ONLINE
VIDEO

Power Supply

When the Power Supply is connected to the Static King applicator, it gives the applicator an extra boost of strength for optimal results.



Power Supply
US Type A
NF6105




Power Supply
EURO Type C
NF6106



Power Supply
UK Type G
NF6107



Power Supply
AUS/NZ Type I
NF6108



1 Fill hopper with desired Static Fibers or fibers from Velvet Kits.



2 Attach one of the three sieves; small, large or divided.



3 Plug Static King into Power Supply or add 9V batteries into battery compartment.



4 Connect alligator clip to anchor. Place anchor near adhesive to activate static application. Turn on Static King and shake in gentle side-to-side motion to apply fibers.

Static Fiber™

This special material stands upright when applied with the Static King. Use Static Fiber to model different plant life in a habitat, such as moss. Blend multiple lengths and colors to replicate all phases of vegetation growth. Add interest to Static Fiber with Accents and Highlights from Nature's Floor.

ONLINE VIDEO

- Replicate realistic plant life
- Add details to plants and mosses
- Blends with other colors and sizes
- Stands vertical when used with Static King



2mm-70g (2.46 oz)/package, 4mm-42g (1.48 oz)/package, 7mm-42g (1.48 oz)/package, 12mm-28g (0.98 oz)/package

2mm	NF6115	2mm	NF6116	2mm	NF6117	2mm	NF6118
4mm	NF6119	4mm	NF6120	4mm	NF6121	4mm	NF6122
7mm	NF6123	7mm	NF6124	7mm	NF6125	7mm	NF6126
12mm	NF6127	12mm	NF6128	12mm	NF6129	12mm	NF6130



Adhesives

Nature's Fiber adhesives are specially formulated to work with Velvet Kits and Static Fibers. Fiber Tac® is the right viscosity for adhering the fibers, and Habitat Adhesive™ seals the materials to a base. Habitat Adhesive is designed for use with the Habitat Sprayer.

- Water soluble
- Adheres materials in place
- Dries to clear finish



Fiber-Tac®
NF6102
12 fl oz (354 mL)



Habitat Adhesive™
NF6099
16 fl oz (473 mL)



Habitat Sprayer™
NF6098
holds 8 fl oz (236 mL)



ONLINE VIDEO

Fiber-Vac™

Fiber-Vac is the perfect strength for picking up loose fiber material while leaving glued items behind. This cordless modeling vacuum features an ergonomic design. It can access small areas and is easy to empty. The Fiber-Vac does not cause damage to excess material so it can be used again.

- Pick up and reuse excess material
- Touch up mount
- Access small areas
- Easy to empty
- Cordless design
- Battery powered (batteries sold separately)

Fiber-Vac
NF6101

ONLINE VIDEO



Applying Static Fiber



1 Cover desired area with Fiber-Tac.



2 Apply Static Fiber with Static King.



3 Vacuum any excess for reuse.

Velvet Kits

Each Velvet Kit comes with two bags of pre-blended fibers, one light and one dark. They are designed to complement each other for realistic velvet growth. The fibers are a special material that stands upright when applied with the Static King.

- Create artificial deer velvet easily
- Two pre-blended colors
- Velvet size accurate for antler type
- Colors blend together for realistic appearance
- Stands vertical when used with Static King

ONLINE
VIDEO



Whitetail Deer Velvet Kit
1 bag of 4mm light fibers - 31g
1 bag of 2mm dark fibers - 41g
NF6140



Mule Deer Velvet Kit
1 bag of 4mm light fibers - 31g
1 bag of 2mm dark fibers - 41g
NF6141



Elk Velvet Kit
1 bag of 7mm light fibers - 74g
1 bag of 4mm dark fibers - 96g
NF6142



Caribou Velvet Kit
1 bag of 7mm light fibers - 80g
1 bag of 4mm dark fibers - 103g
NF6143



Velvet Base™


Use Velvet Base to paint antlers, before applying fibers, for optimal realism. This dark color resembles the skin seen beneath the Velvet Fibers and helps Fiber-Tac adhere to antler.

- Model realistic velvet skin color
- Primer for Fiber-Tac
- Specially formulated

Velvet Base
7 fl oz (207 mL)
NF6103



Applying Velvet Kit Steps



1 After antler prep, color with Velvet Base.



2 Brush Fiber-Tac on antler.



3 Apply Velvet with Static King.

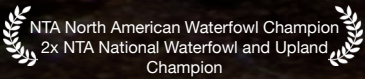
Testimonial

"Not very often do you get to be involved with new revolutionary products and a great company that has a vision of what the taxidermy industry is about and needs. Well just so happens Woodland is one of those companies. From the first time I spoke with them, you could immediately tell that they were genuine people with a true passion for their products and helping the customers achieve success. Their friendly staff is very knowledgeable and easy to talk to and will walk you through any questions or problems."

Woodland has developed some incredible realistic products that are amazing and easy to use. The Scenes-n-Nature product line is so user-friendly and helps the professional taxidermist to the beginner create some of the most realistic habitats on the market.

If you need to make a habitat scene look realistic, look no further than Scenes-n-Nature and Nature's Terrain from Woodland. I highly recommend the Static King and Nature's Fibers to anyone."

— **Randy Terry**
Wild Wings Avian Artistry



Scenes-n-Nature® by WOODLAND®

A **WOODLAND®** Quality Brand
scenesnnature.com



XLITSNCATALOG